

MARIANI COLLEGE



STUDENTS' FEEDBACK REPORT

FOR THE ACADEMIC SESSION:

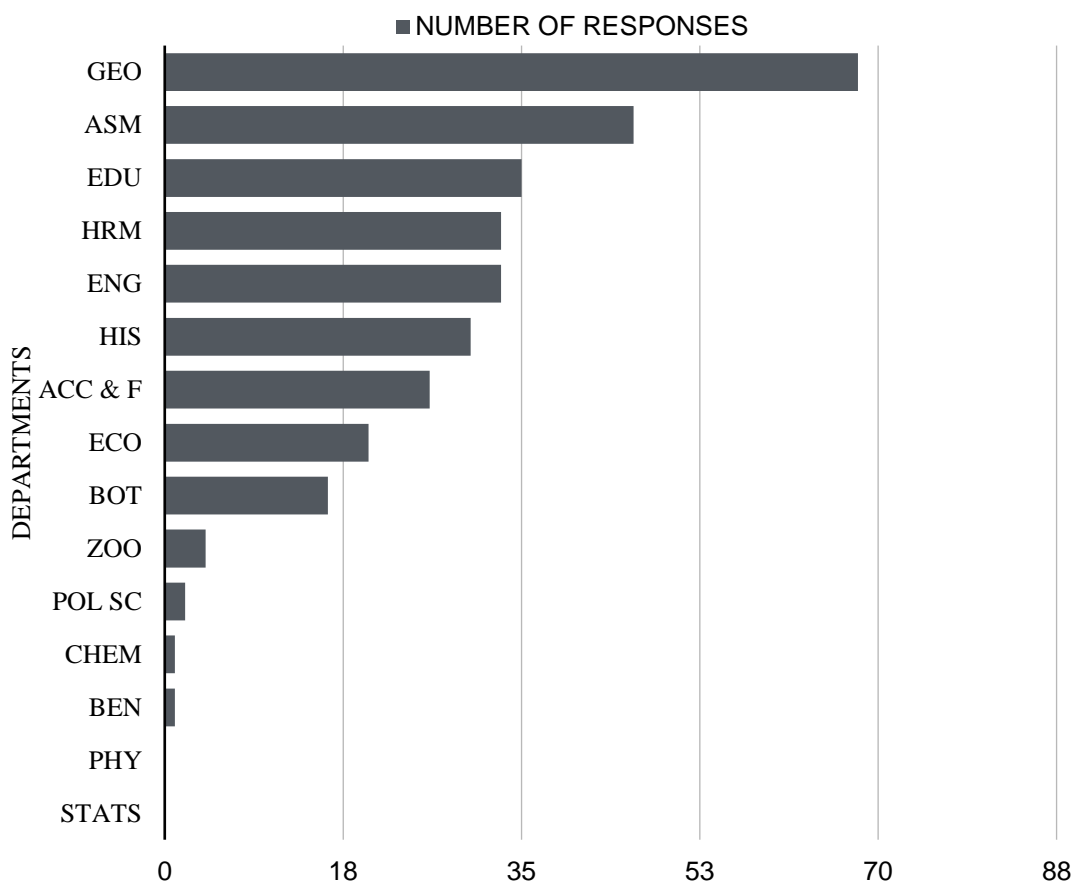
2022-2023



PREPARED BY
IQAC, MARIANI COLLEGE,
MARIANI, JORHAT,
ASSAM

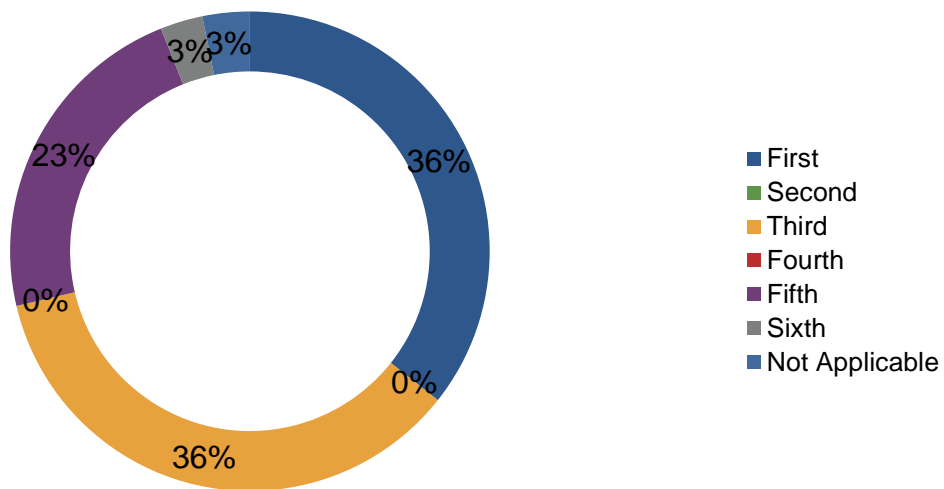
A. General Profile of the respondents:

In the students' feedback survey, responses have been received from all 16 departments of the college. However, the number varies from department to department. The highest number of responses have been received from the Department of Geography (21.6 per cent), which is followed by the Assamese (14.6 per cent), Education (11.1 per cent), English (10.5 per cent), Human Resource Management (10.5 per cent), History (9.5 per cent), Accounting and Finance (8.3 per cent) and Economics (6.3 per cent) departments respectively. On the other hand, a low number of responses have been received from departments such as Botany, Political Science, Bengali, Statistics, Chemistry, Mathematics, Zoology and Physics.



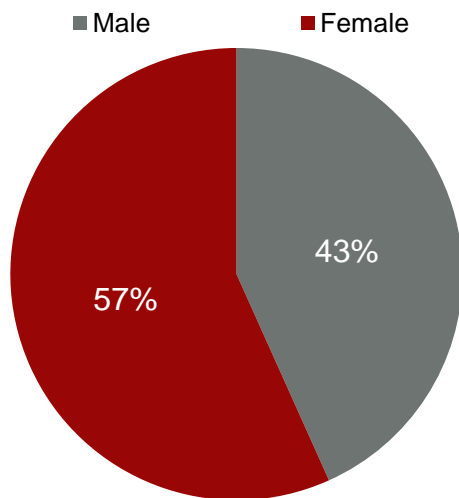
B. Semester of the respondents:

It is evident from the survey that the majority of the respondents belong to the First and Third semesters, which together account for 71.2 per cent of the total respondents. It is followed by respondents from the Fifth Semester (22.5 per cent) and Sixth Semester (6.1 per cent) respectively.



C. Gender Composition of the respondents:

Out of the total respondents, 56.8 per cent are females, and the remaining 43.2 per cent are males.

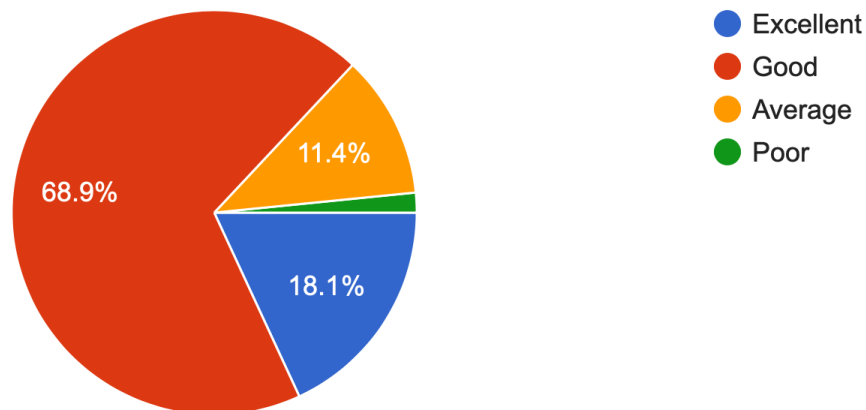


1. Rate the content of the existing syllabus:

In response to the question “How would you rate the content of the existing syllabus?”, around 69 per cent of the respondents across all departments assessed as ‘Good’, followed by 18.1 per cent with ‘Excellent’ and 11.4 per cent with an ‘average’ rating respectively. Only 1.6 per cent of the respondents are highly unsatisfied with the contents of the existing syllabus.

1. Rate the content of the existing syllabus

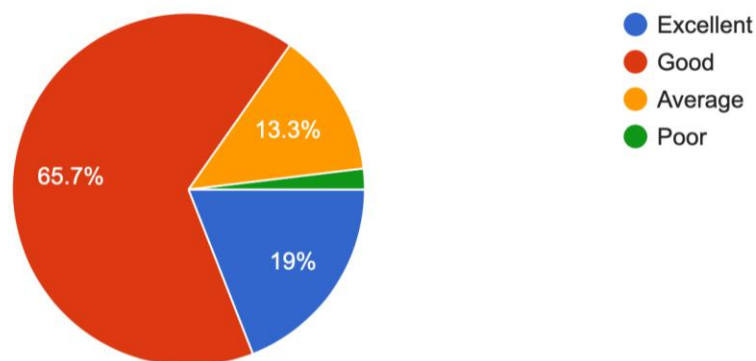
315 responses



2. The aims and objectives of the syllabus:

2. Aims and objectives of the syllabus are well-defined and clear to the students

315 responses



In response to the question regarding the aims and objectives of the syllabus and their clarity to students, nearly 66 per cent of the respondents mentioned it as 'good', which is followed by a qualitative rating of "Excellent" by 19 per cent and an "Average" rating by more than 13 per cent students respectively. Approximately 2 per cent of the respondents are highly unsatisfied with the objectives and clarity of the syllabus.

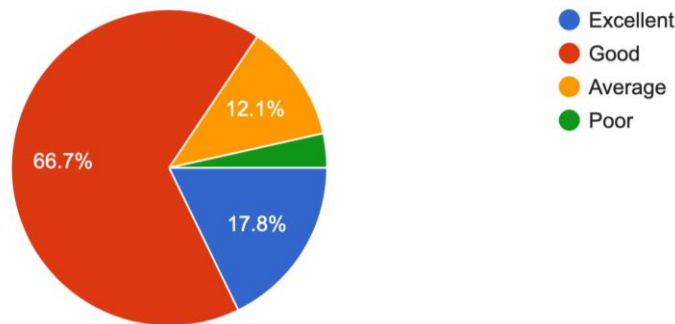
3. The usefulness of the curriculum for students' career goals

In response to the query regarding the usefulness of the syllabus for the career goals of the students, nearly 67 per cent of the respondents have mentioned it as 'good', which is followed by a rating of "Excellent" by around 18 per cent and an "Average" rating by more than 12 per cent students.

Only 3.5 per cent of the respondents are highly unsatisfied with the usefulness of the curriculum in pursuance of their career goals.

3. How useful is the curriculum of your course in preparing you for your career goal?

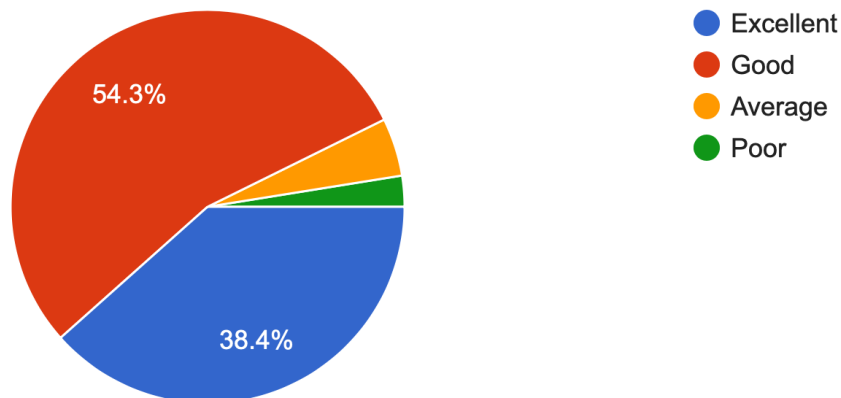
315 responses



4. Teachers' preparation for classes

4. How well did the teachers prepare for the classes?

315 responses

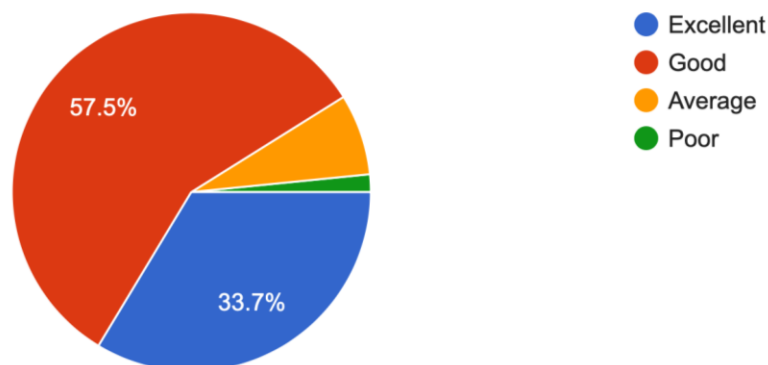


In response to the query regarding the teachers' preparation for classes, 53.4 per cent of the students have mentioned it as 'good', which is followed by 38.4 per cent of the students with an "Excellent" rating, and 4.8 per cent with an "Average" rating respectively. However, 2.5 per cent of the students are highly unsatisfied with the preparation of teachers for their respective classes, which is a matter of concern for the college authority.

5. Communication skills of the teachers

6. How far the teachers encourage participation in class?

315 responses

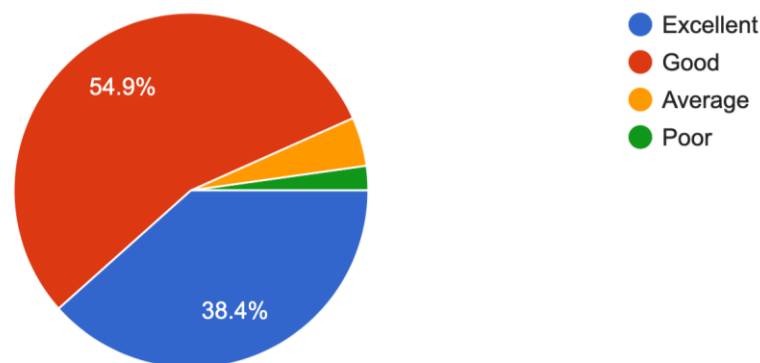


In response to the query regarding the communication skills of the teachers inside the classroom, 54.9 per cent of the students have mentioned it as 'good', which is followed by 38.4 per cent of the students with an "Excellent" rating, and 4.4 per cent with an "Average" rating respectively. However, 2.2 per cent of the students are highly unsatisfied with the communication skills of the teachers, which is also a matter of concern for the college authority.

6. Level of encouragement by the teachers

5. How well did the teachers able to communicate?

315 responses

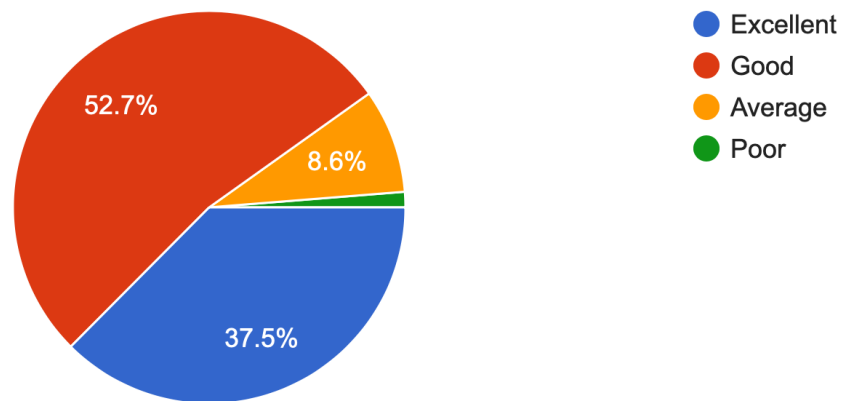


In response to the query regarding the level of encouragement by teachers inside the classroom, 57.5 per cent of the students have mentioned it as 'good', which is followed by 33.7 per cent of the students with an "Excellent" rating, and 7.3 per cent with an "Average" rating respectively. Only 1.6 per cent of the students are highly unsatisfied with the teachers' encouragement regarding the participation of students inside the classroom.

7. Teachers' advice related to the course

7. How helpful was the teachers in advising regarding your course?

315 responses

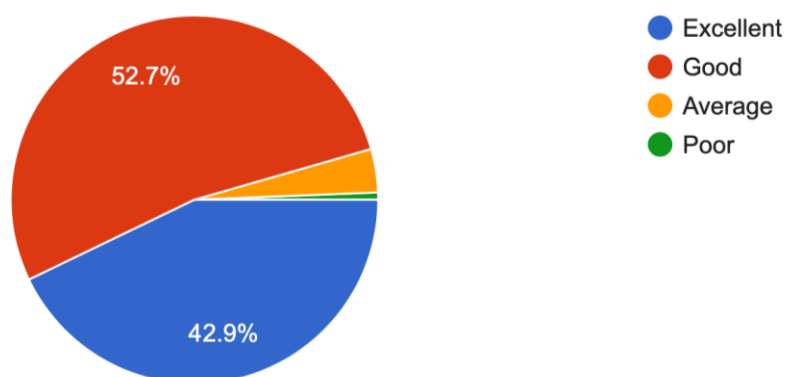


In response to the question about the effectiveness of teachers' advice regarding the course, 52.7 per cent of the students mentioned it as 'good', which is followed by 37.5 per cent of the students with an "Excellent" rating, and 8.6 per cent with an "Average" rating respectively. Only 1.3 per cent of the students are highly unsatisfied with the advice given by the teachers regarding the course.

8. Knowledge base of the teachers

8. Rate the knowledge base of the teachers

315 responses



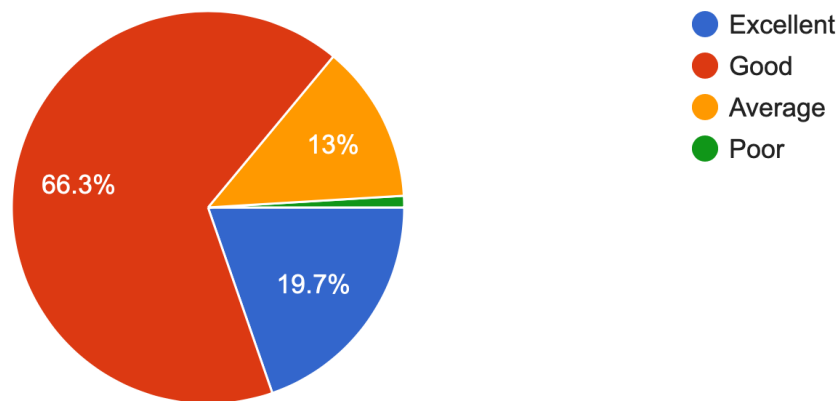
In response to the question about the knowledge base of the teachers, 52.7 per cent of the students mentioned it as 'good', which is followed by 42.9 per cent of the students with an "Excellent" rating, and 3.8 per cent with an "Average" rating respectively. Only 0.6 per cent of the students are highly unsatisfied with the knowledge base of the teacher regarding the subject/course.

9. Effectiveness of the Internal Assessment

In response to the question regarding the evaluation process of the internal assessment in the college, two-thirds of the students mentioned it as 'good', which is followed by 19.7 per cent of the students with an "Excellent" rating, and 13 per cent with an "Average" rating respectively. Only 1 per cent of the students are highly unsatisfied with the effectiveness of the student's evaluation through internal assessment.

9. What do you think of the evaluation of the internal assessments?

315 responses

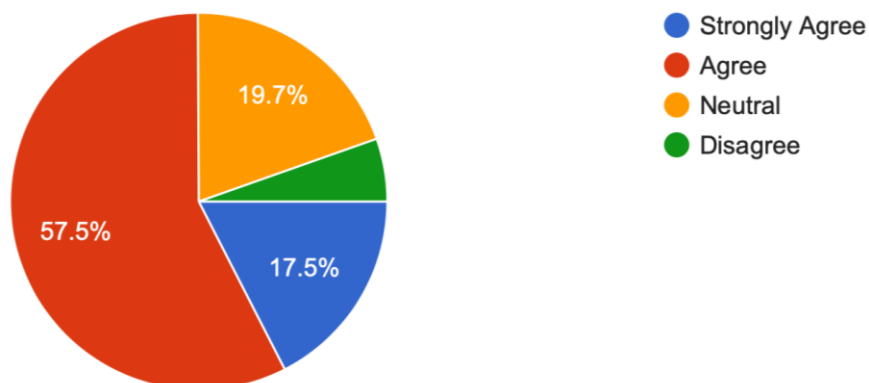


10. Regularity of the Internal Assessment

In response to the question regarding the regularity of the internal assessment in the college, 57.5 per cent of the students mentioned it as 'good', which is followed by 17.5 per cent of the students with an "Excellent" rating, and 19.7 per cent with an "Average" rating respectively. However, 5.4 per cent of the students are highly unsatisfied with the regularity of the internal assessments.

10. Do you feel that the internal assessments are conducted regularly?

315 responses

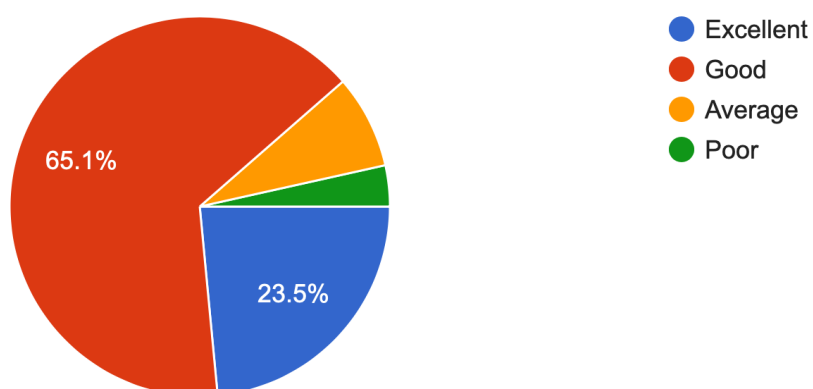


11. Provision of academic monitoring in the department

In response to the query regarding the effectiveness of academic monitoring provided in the departments, 65.1 per cent of the students mentioned it as 'good', which is followed by 23.5 per cent of the students with an "Excellent" rating, and 7.9 per cent with an "Average" rating respectively. However, 3.5 per cent of the students are highly unsatisfied with the academic monitoring provided by the departments.

11. How do you rate the academic mentoring provided by your departments?

315 responses



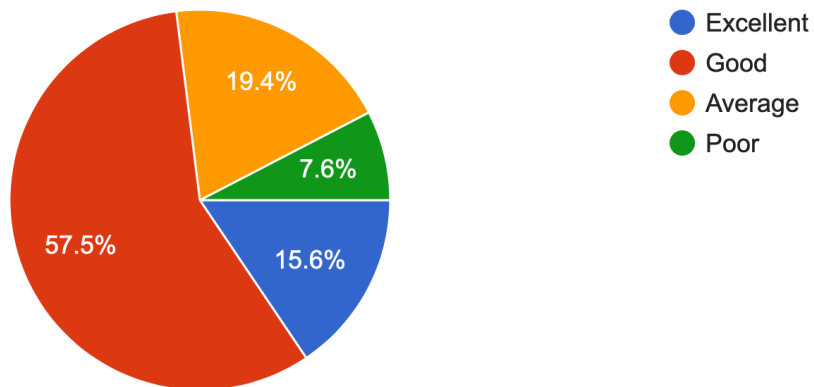
12. Teaching aids and ICT facilities in the classrooms

In response to the query regarding the teaching aids and ICT facilities in the classrooms, 57.5 per cent of the students mentioned it as 'good', which is followed by 19.4 per cent of the students with an "Average" and 15.6 per cent with an "Excellent" rating respectively. However, 7.6 per cent of

the students are highly unsatisfied with the existing facilities in the classrooms.

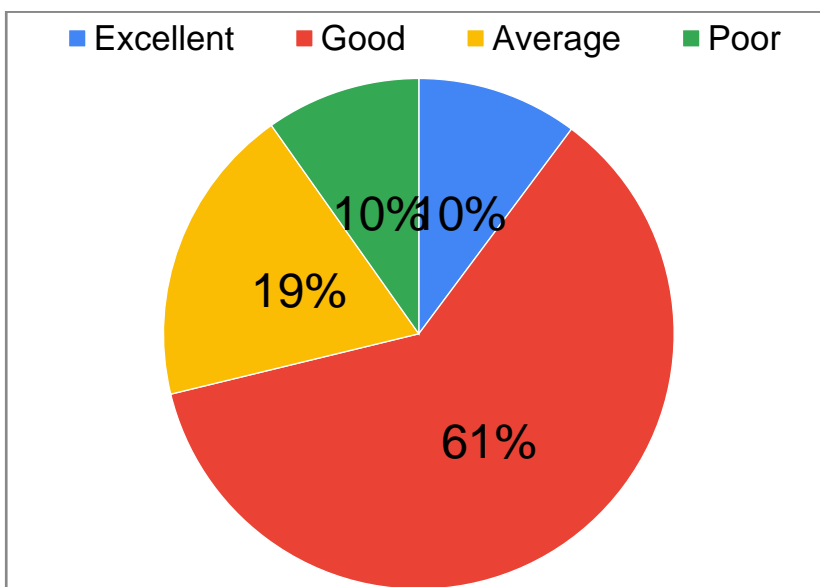
12. How would you rate the teaching aids and ICT in the class to facilitate teaching?

315 responses



13. Relevance of Lab work and tutorials

In response to the question regarding the relevance of lab works and tutorials in the course curriculum, 61 per cent of the students rated it as ‘good’, which is followed by 19 per cent of the students with an “Average” and 10.2 per cent with an “Excellent” rating respectively. However, 9.8 per cent of the students are highly unsatisfied with the inclusion of lab work and tutorials in the course curriculum.

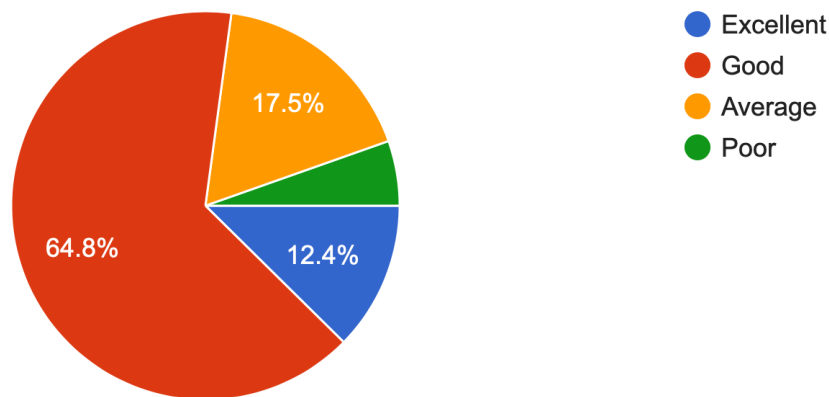


14. Access to course-specific reference material

In response to the query regarding access to course-specific referenced material, 64.8 per cent of the students rated it as 'good', which is followed by 17.5 per cent of the students with an "Average" and 12.4 per cent with an "Excellent" rating respectively. The remaining 5.4 per cent of the students are highly unsatisfied with the availability and accessibility of the reference material.

14. Do you have ready access to course specific reference material?

315 responses

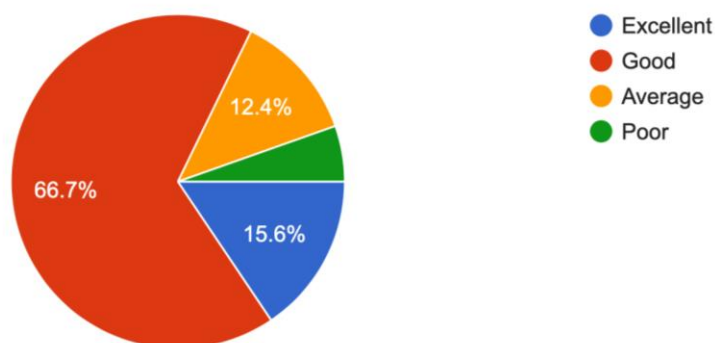


15. Overall learning environment in college

In response to the query regarding the overall learning experience and environment in the college, more than two-thirds of the students (66.7 per cent) rated it as 'good', which is followed by 15.6 per cent of the students with an "Excellent" and 12.4 per cent with an "Average" rating respectively. Surprisingly, 5.4 per cent of the students are highly unsatisfied with the overall learning experience in the college.

15. Do you think college provides a well rounded and enriching learning environment for students?

315 responses

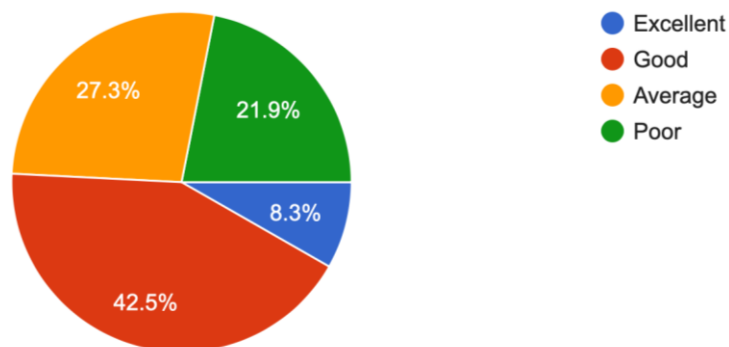


16. Canteen facility

In response to the query regarding the quality of the college canteen, 42.5 per cent of the students rated it as 'good', which is followed by 27.3 per cent of the students with an "Average" rating. Surprisingly, 21.9 per cent of the students are highly unsatisfied with the quality of the canteen facility, while only 8.3 of the students rated it as "Excellent".

16. How would you rate the canteen facilities of the college?

315 responses

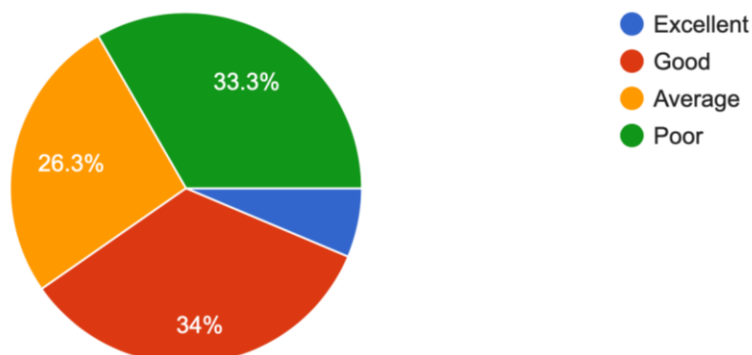


17. Toilet facilities

In response to the query regarding the toilet facilities in the college, 34 per cent of the students rated it as 'good'. Surprisingly, one-third of the respondents, i.e. 33.3 per cent of the students are highly unsatisfied with the existing toilet facilities inside the college premises, which is followed by 26.3 per cent of the students with an "Average" rating. Only, 6.3 of the per cent of the students are highly satisfied with the existing toilet facilities inside the college campus.

17. How would you rate the toilet facilities of the college?

315 responses

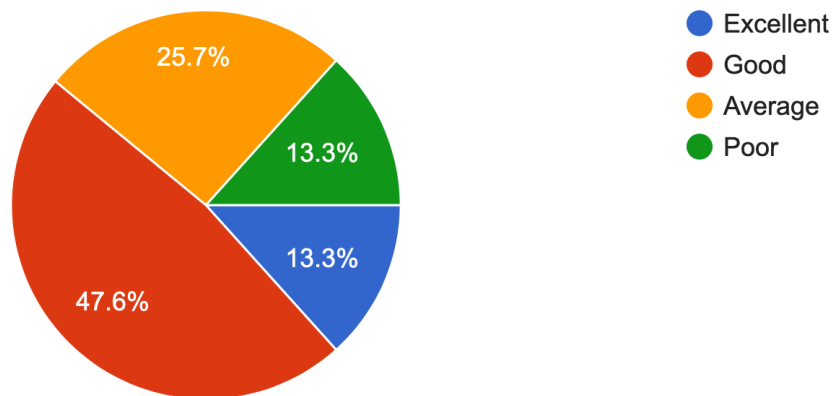


18. Overall cleanliness inside the college campus

In response to the query regarding the overall cleanliness inside the college campus, 47.6 per cent of the students rated it as 'good', which is followed by 25.7 per cent of the students with an "average" and 13.3 per cent of students with a "poor" ratings respectively. Only 13.3 per cent of the respondents are highly satisfied with the overall cleanliness inside the college campus.

18. How would you rate the general cleanliness and sanitation in the college?

315 responses

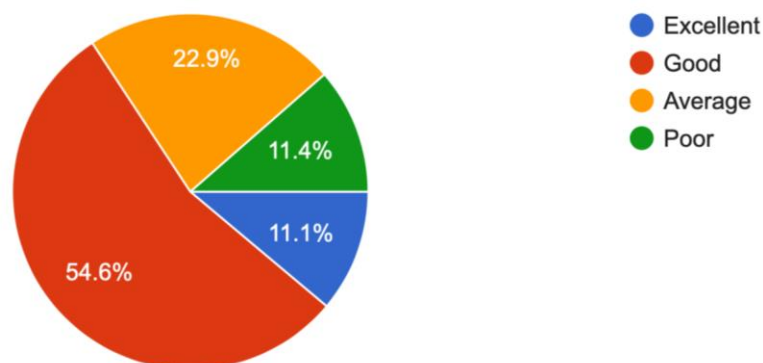


19. Accessibility of college infrastructure for differently-abled persons

In response to the query regarding the accessibility to college infrastructure (office, library, classrooms, labs etc.) for differently-abled persons, 54.8 per cent of the students rated it as 'good', which is followed by 22.9 per cent of the students with an "average" and 11.4 per cent of students with a "poor" ratings respectively. However, 11.4 per cent of the students were highly unsatisfied with the existing infrastructure for differently-abled persons.

19. Are the building, classrooms and other facilities accessible to differently-abled person?

315 responses

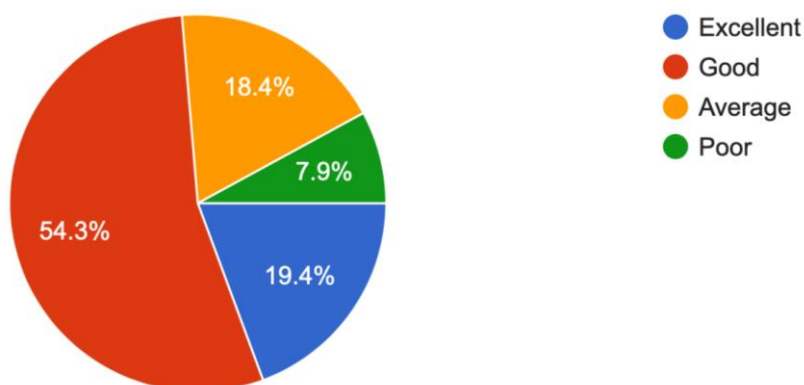


20. Availability of clean drinking water

In response to the query regarding the availability of clean dining water facilities inside the college, more than 54.3 per cent of students rated it as 'good', which is followed by 19.4 per cent of the students with an "Excellent" and 18.4 per cent with an "Average" rating respectively. However, 7.9 per cent of the students are highly unsatisfied with the availability of clean drinking water facilities inside the college.

20. Rate the availability of clean drinking water in your college.

315 responses

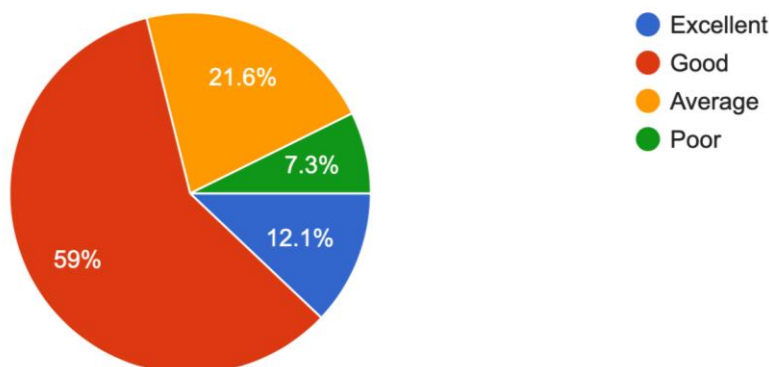


21. Extra-curricular activities in college

In response to the query regarding the scope of extra-curricular activities in the college, 59 per cent of students rated it as 'good', which is followed by 21.6 per cent of the students with an "Average" and 12.1 per cent with an "Excellent" rating respectively. However, 7.3 per cent of the students are highly unsatisfied with the scope of extra-curricular activities in the college.

21. How do you rate the scope for extra-curricular activities in your college?

315 responses



21. Comments and Suggestions

The students have raised concerns about some of the perennial issues, viz. lack of ICT facilities, lack of sufficient lights and fans in the classrooms, up-gradation of lab facilities, addition of more extra-curricular activities etc.

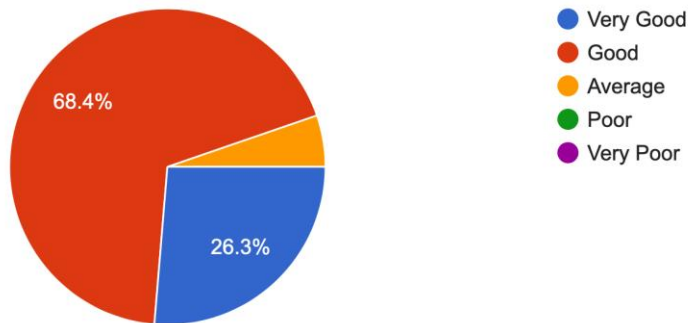
TEACHERS' FEEDBACK REPORT **FOR THE ACADEMIC SESSION:** **2022-2023**

The IQAC of Mariani College has conducted an online survey among the teachers of the college for the academic session: 2022-2023. The questionnaire incorporated diverse issues related to the courses and infrastructure of the college. In total, 38 responses had been received from the teachers during the allotted period.

1. Content and Relevance of the Course:

1. Rate the content and relevance of the course

38 responses

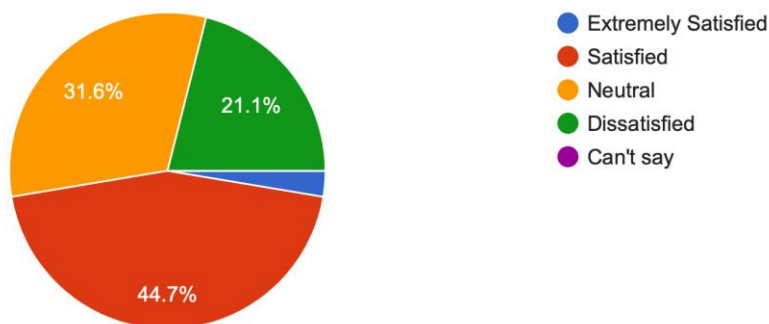


In response to the content and relevance of the course, the majority of the respondents (68.4 per cent) across all departments have mentioned it as “good”, followed by 26.3 per cent with a “very good” rating. The remaining 5.3 per cent rated the content and the relevance of the course as “average”.

2. Satisfied with the Existing infrastructure:

2. Are you satisfied with the existing infrastructure?

38 responses

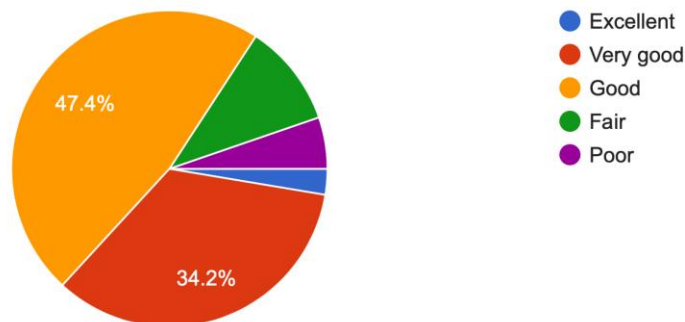


Out of the 38 respondents, 44.7 per cent are satisfied with the existing infrastructure, followed by 31.6 per cent with “moderately satisfied”. 21.1 per cent of the respondents are not satisfied with the existing infrastructure; while a small fraction of respondents are highly satisfied in that regard.

3. Library Facilities:

3. Rate the library facilities in your college, including access to e-resources

38 responses

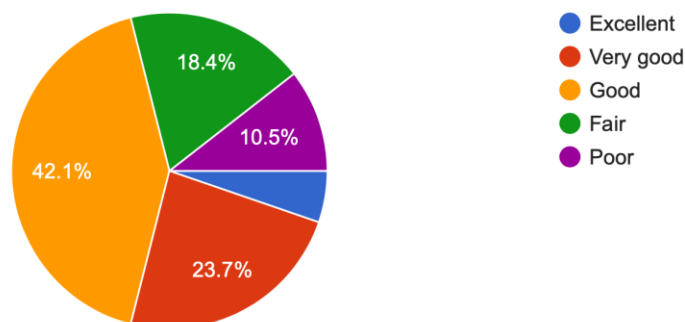


Regarding the library facilities, the majority of the teachers (47.4 per cent) find it satisfactory; while 5.3 per cent of the teachers feel that the infrastructure of the library and the accessibility to e-resources needs improvement.

4. Lab/Conference Hall/Seminar Room Facilities:

4. Rate the provision of infrastructural facilities such as laboratories, conference room, seminar room, etc

38 responses

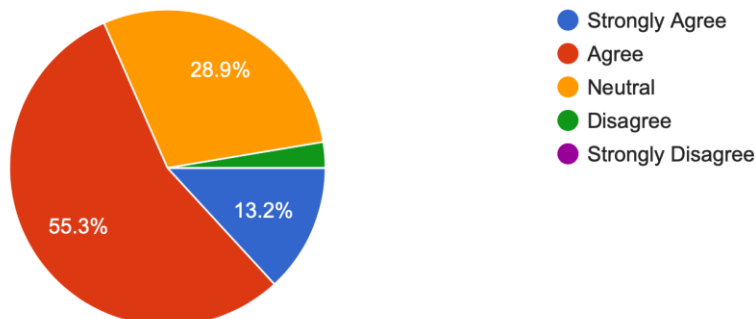


In response to the query regarding the quality of the lab/seminar room/conference hall facilities, the majority (42.1 per cent) of the teachers have responded as “good”, followed by 23.7 per cent as “very good, and 18.4 per cent as “fair” respectively. However, 10.5 per cent of the teachers are highly dissatisfied with the existing infrastructure.

5. Opportunities for Academic Endeavours:

5. Do you believe that enough motivation/opportunities is provided for pursuing academic enhancement activities

38 responses

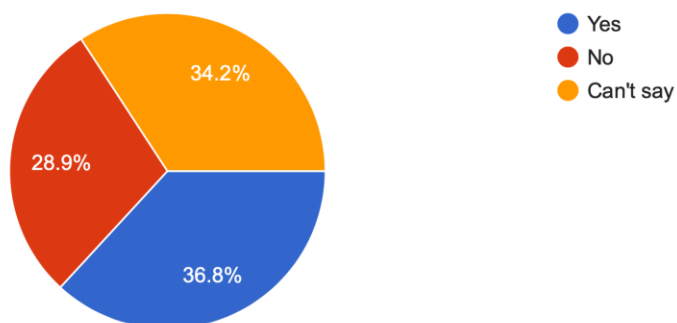


Out of the total 38 respondents, 68.5 per cent believe that the college has provided enough opportunities to pursue academic activities; while 28.9 per cent are neutral in that regard. However, 1.6 per cent of the teachers do not feel that the college has provided enough opportunities to pursue academic endeavours.

6. Financial Assistance for Skill Enhancement and Research Activities:

6. Are you satisfied with the financial support provided for upgrading skills and research activities

38 responses

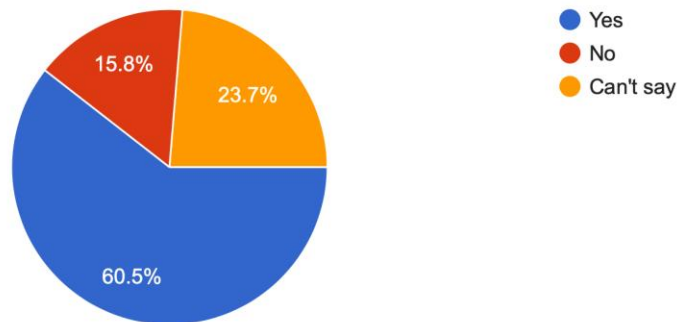


In response to the query regarding the provision of financial assistance for skill enhancement and research opportunities, the majority (36.8 per cent) of the teachers are satisfied with the existing system; while 34.2 per cent of the respondents are neutral in that regard. However, 28.9 per cent of the teachers are not satisfied with the financial support provided by the college authority for skill enhancement and research activities.

7. Leave Granted for Academic Endeavours:

7. Are you satisfied with the Leave granted for academic endeavours

38 responses

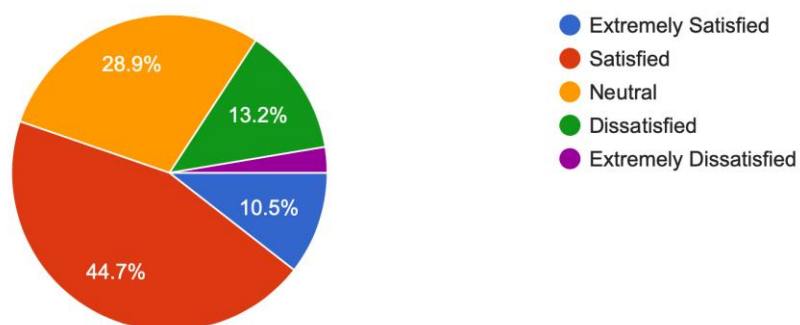


Out of the total 38 respondents, the majority of the respondents are highly satisfied with the leave provided by the college authority for academic endeavours; while 23.7 per cent of the teachers are neutral in that regard. Only 15.8 per cent of the respondents are not satisfied with the leave granted by the college authority for academic endeavours.

8. Quality of the Staff Rooms:

8. Rate the Ambience and comfort facilities provided in the staff room

38 responses

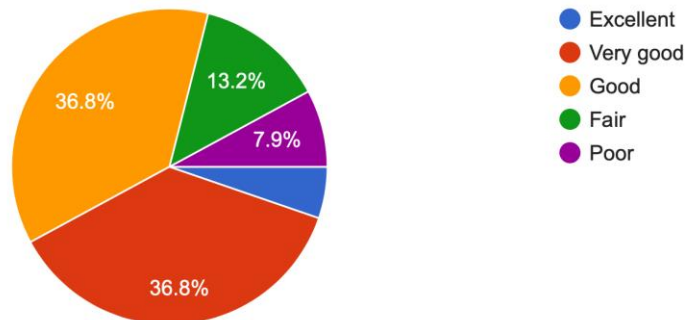


In response to the question regarding the ambience and comfort facilities provided in the staff rooms, the majority (44.7 per cent) of the respondents marked it as 'satisfied', followed by 28.9 per cent as "neutral", and 10.5 per cent as "extremely satisfied" respectively. However, 15.9 per cent of the teachers are not satisfied with the quality and ambience of the staff rooms.

9. Grievance Redressal Mechanism for the Teachers:

9. Grievance redressal mechanism for teachers

38 responses

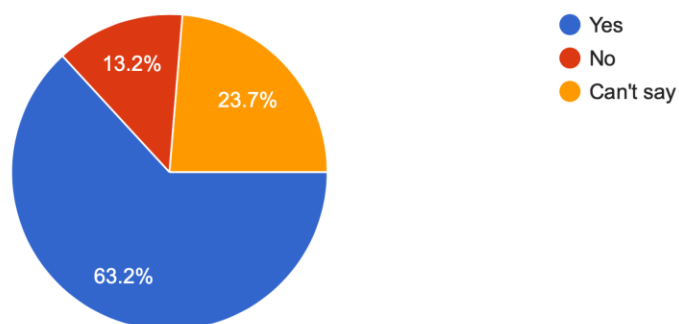


The college ensures that the grievance redressal mechanism should be effective and timely for all the teachers, and hence, the majority (73.6%) of the teachers have responded to the question as “very good” and “good”, followed by 13.2 per cent of the respondents as “fair”; while 7.9 per cent are not satisfied with the existing mechanism respectively.

10. Gender and Caste Inclusiveness in the Campus:

10. Do you feel the campus is gender and caste inclusive?

38 responses



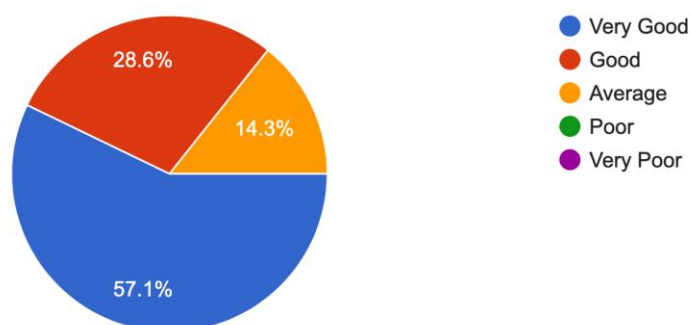
In response to the question regarding the inclusiveness of caste and gender inside the college campus, 63.2 per cent of the teachers have responded positively; while 13.2 per cent do not feel that the campus is sensitive to various social issues including gender and caste.

EMPLOYERS' FEEDBACK REPORT
FOR THE ACADEMIC SESSION:
2022-2023

For the academic session 2022-23, IQAC of Mariani College has conducted an online survey with the Employers of the college alumni. In total, 7 responses have been recorded during the allotted period. The questionnaire contained 11 questions, the last being a subjective one, where the employer could write their opinion regarding the college and its alumni.

1. Employee's Performance and Communication Skills:

1. Rate employee's performance in communication skills
7 responses

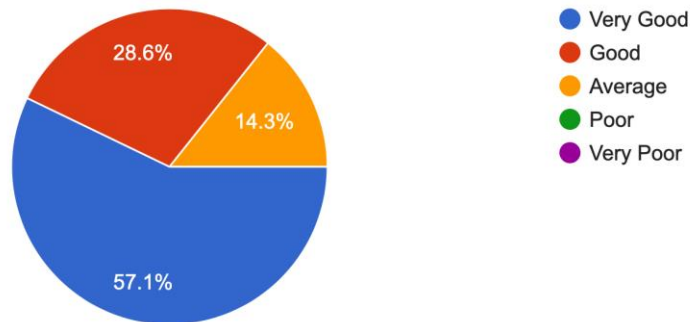


The employers are highly satisfied with our alumni who are currently working for them, as 57.1 per cent of the respondents marked the employee's performance in communication skills as "very good", which is followed by 28.6 per cent as "good" and 14.3 per cent as "average" respectively. None of them has responded negatively about our alumni.

2. Employee's Leadership Qualities:

2. Rate your employee's performance in leadership qualities

7 responses

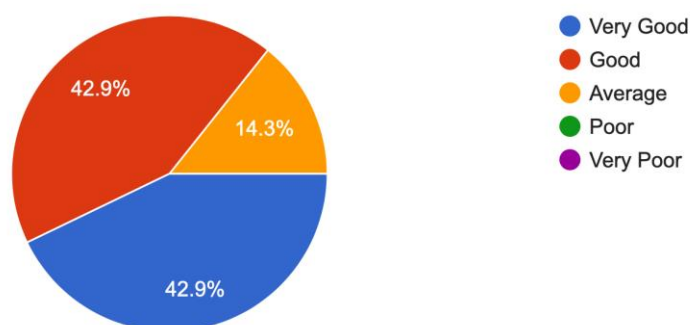


3. Employee's Problem-Solving Skills:

The majority of employers are satisfied with our alumni's problem-solving skills at the workplace since 42.9 per cent of the respondents marked the skills of our alumni as "very good", which is followed by 42.9 per cent as "good" and 14.3 per cent as "average" respectively.

3. Rate your employee's performance in developing practical solutions to workplace problems

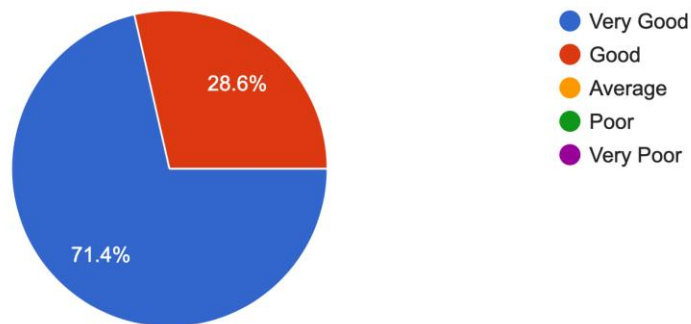
7 responses



4. Employee's Performance in Teamwork:

4. Rate your employee's performance in teamwork

7 responses

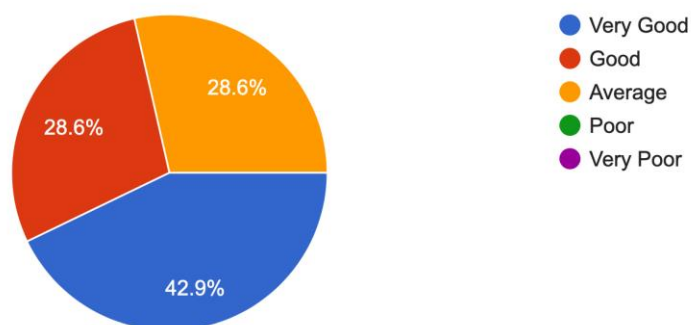


The majority (71.4 per cent) of the respondents rated the employee's teamwork spirit as "very good"; while the remaining 28.6 per cent rated the employee's teamwork spirit as "good".

5. Planning and Organisation Skill:

5. Rate your employee's performance in planning and organisation skill

7 responses

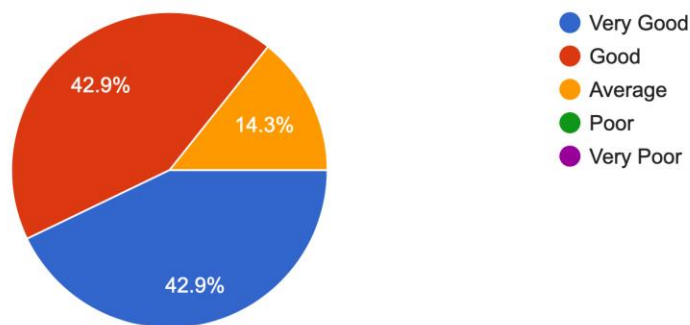


The majority (42.9 per cent) of the respondents have marked “very good” in regards to the question about the employee’s performance in planning and organisation skills, which is followed by 28.6 per cent of the respondents as “good” and 28.6 per cent as “average” respectively.

6. Initiative, Drive and Independent Thinking:

6. Rate your employee's performance in "Initiative, Drive, and Independent Thinking"

7 responses

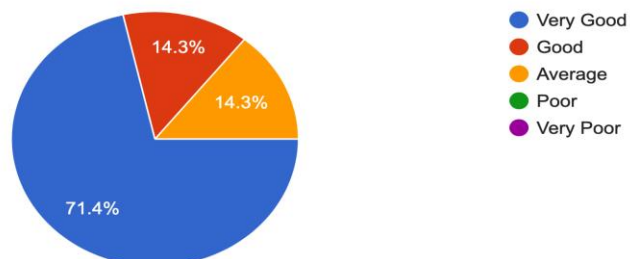


Regarding the employee’s performance in ‘Initiative, Drive, and Independent Thinking’, 42.9 per cent of the respondents have marked “very good” and “good” respectively; while the remaining 14.3 per cent of the respondents have marked it as “average”.

7. Willingness to Learn and Explore New Opportunities:

7. Rate your employee's performance in "willingness to learn and explore new opportunities"

7 responses

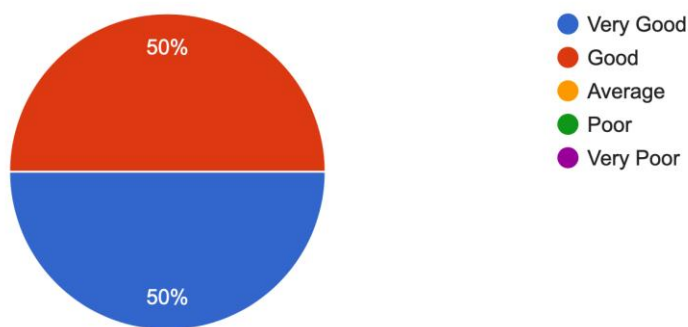


The majority (71.4 per cent) of the employers have marked it as “very good” in regard to the employee’s willingness to learn and explore new opportunities. It is followed by 14.3 per cent as “good” and “moderate” respectively.

8. Punctuality of the Employee:

8. Rate your employee's performance in "punctuality"

6 responses

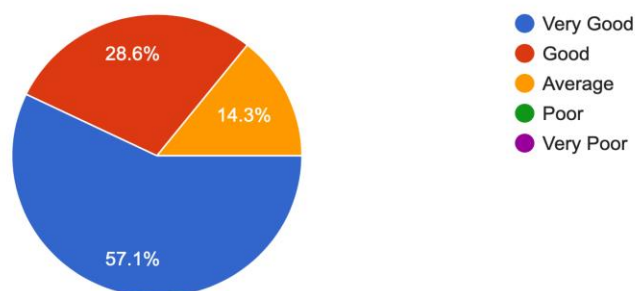


The responses have been shared equally between “very good” and “good” in terms of the punctuality of the employee, which indicates that the alumni of the college are highly regarded in their professional spaces.

9. Contribution to the Development of the Organisation:

9. Rate your employee's performance in "contribution to the development of the organisation"

7 responses

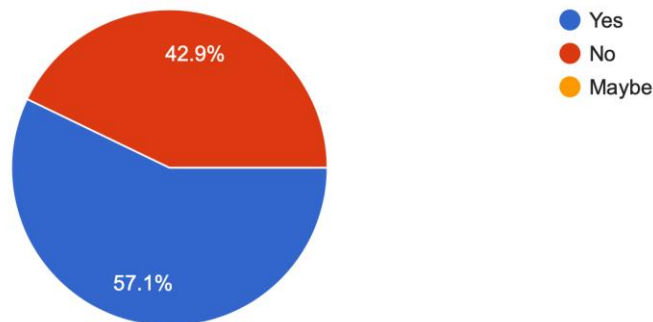


When asked about the employee's contribution to the development of the organisation, the majority (57.1 per cent) of the respondents have rated it as "very good", followed by 28.6 per cent as "good" and 14.3 per cent as "average" respectively.

10. Future Recruitment Plan:

10. Are you willing to recruit more from the college

7 responses



In response to the question about the employer's willingness to recruit more from the college, 57.1 per cent of the employees have responded positively; while the remaining 42.9 per cent have responded negatively.

ALUMNI FEEDBACK REPORT

FOR THE ACADEMIC SESSION:

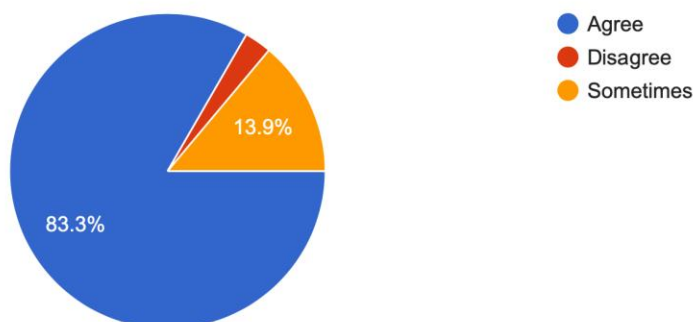
2022-2023

For the academic session 2022-23, the IQAC of Mariani College has conducted an online survey with the registered alumni of the college. There were 12 questions in that questionnaire, out of which, 11 were close-ended questions, while the last was a subjective one. In total, 36 responses have been recorded during the allotted period. The questionnaire has been designed to address the plethora of issues ranging from infrastructure, and academic environment to various challenges faced by the students. The college has taken their suggestions and is working towards addressing the various issues raised by the alumni.

General Perception/information

1. Mariani College organises various kind of activities for overall development of students

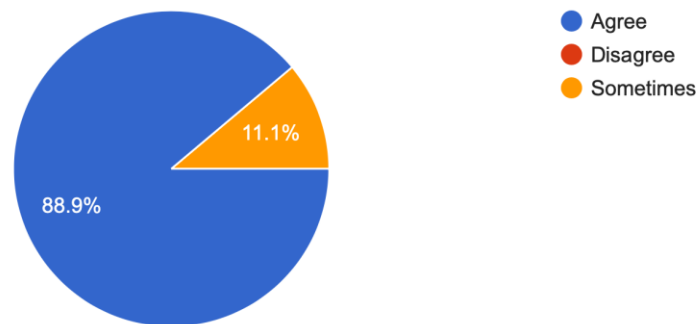
36 responses



The majority (83.3%) of the respondents agreed that the college organises various kinds of activities for the overall development of the students. 13.9 per cent of the respondents are moderately satisfied with the activities organised by the college for the overall development of students; while the remaining 2.8 per cent are highly unsatisfied.

2. Are you willing to contribute in the development of the institution?

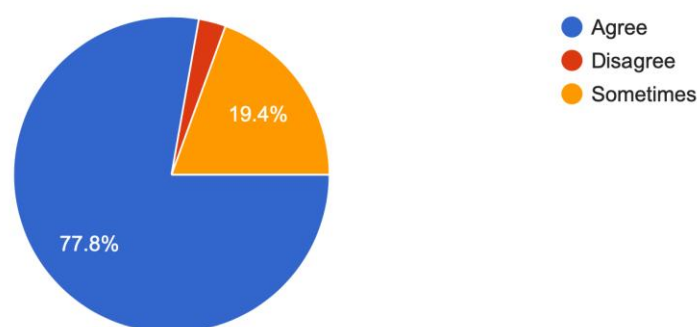
36 responses



In response to the query regarding the willingness of alumni to contribute to the development of the institution, the majority of the respondents, i.e., 88.9 per cent, completely agreed to contribute to the development of the institution; while the remaining 11.1 per cent have partially agreed to that.

3. Education imparted in Mariani College is useful and relevant in your present job?

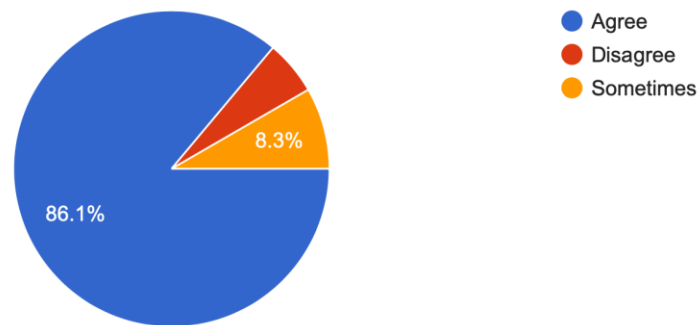
36 responses



In response to the question regarding the relevance of education obtained in college The majority (77.8%) of the respondents agreed that the education obtained at Mariani College played an important role in their professional career; while 19.4 per cent of the respondents partially agreed to that. However, a meagre 2.8 per cent of the respondents do not feel any relevance of college education in their professional career.

4. Do you feel that the college has provided some valuable lessons in character building?

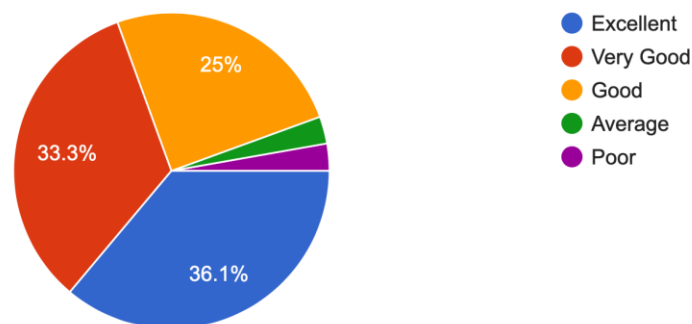
36 responses



Regarding the lessons in character building, 86.1 per cent of the alumni agreed to that; while 8.3 per cent of the respondents partially agreed in that regard. On the other hand, 5.6 per cent of the respondents do not agree that the college has provided substantial valuable lessons in character building.

5. how do you rate the courses that you have learnt in the college in relation to your current job/occupation?

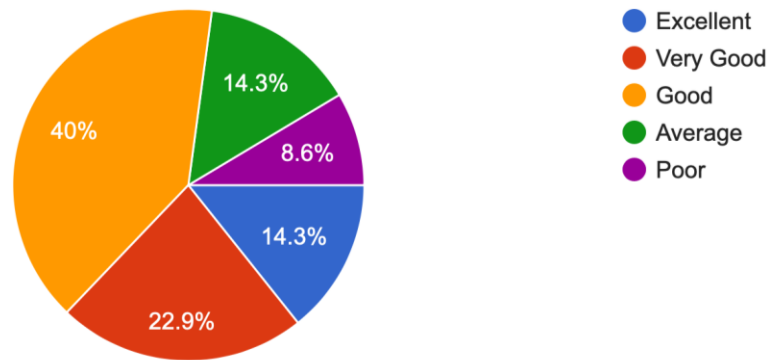
36 responses



In response to the query regarding the relevance of courses studied in college while getting the current job, the majority of the respondents (36.1 per cent) rated it as 'Excellent', which is followed by 33.3 per cent as 'very good', 25 per cent as 'good', 2.8 per cent each as 'average' and 'poor' respectively.

6. How do you rate the infrastructure and lab facilities in Mariani College?

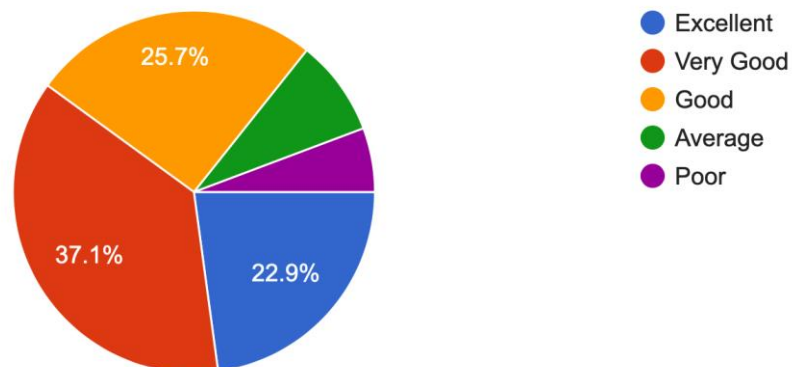
35 responses



The infrastructure and lab facilities of the college have been marked as ‘good’ by the majority of the respondents (40 per cent), which is followed by ratings of ‘very good’, ‘excellent’, ‘average’, and ‘poor’ with 22.9, 14.3, 14.3 and 8.6 per cent of the respondents respectively.

7. How do you rate library facilities in your college?

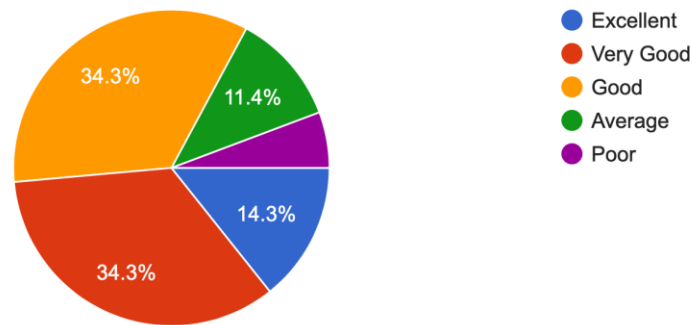
35 responses



In response to the query regarding the library facilities in the college, the majority of the respondents (37.1 per cent) rated it as “very good”, which is followed by 25.7 per cent as ‘good’, 22.9 per cent as ‘excellent’, 8.6 per cent as ‘average’ and 5.7 per cent as ‘poor’ respectively.

8. How do you rate the academic initiatives taken by the college to bridge the gap between industry and academia?

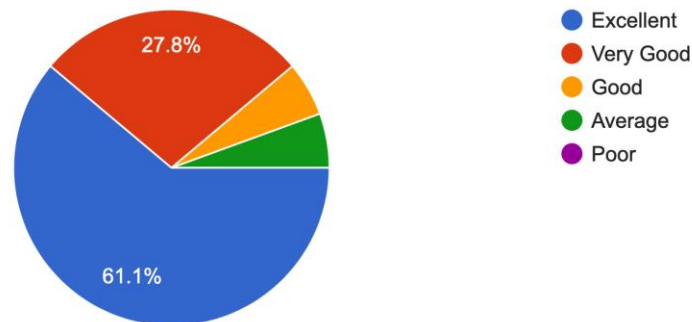
35 responses



In response to the question regarding the academic initiatives taken by the college to bridge the gap between industry and academia, the majority (34. per cent) of the respondents rated it as ‘very good’, which is matched by the same number of respondents with a ‘good’ rating. On the other hand, 14.3 per cent of respondents rated it as ‘excellent’, followed by 11.4 per cent with a ‘poor’ and 5.7 with an ‘average’ rating respectively.

9. How do you rate student-teacher relationship at Mariani College?

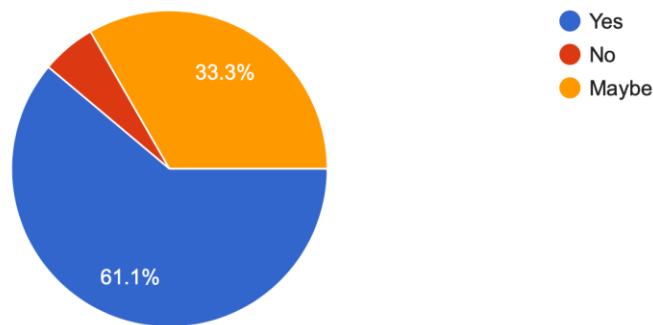
36 responses



The student-teacher relationship is a major pillar of any academic institution. Hence, the college strives to make the relationship strong by conducting various interactive sessions, and the mentor-mentee provisions. The graph makes this clear as 61.1 per cent of the alumni responded ‘excellent’ to the question, followed by 27.8 per cent with ‘very good’, and 5.6 per each cent each with ‘good’ and ‘average’ respectively. No respondent has marked this question as “poor”.

10. Do you think Mariani College has the adequate infrastructure and facilities for NEP?

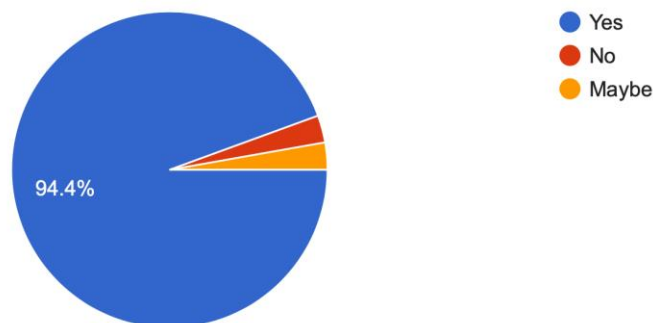
36 responses



In response to the question regarding the viability of the implementation of NEP in the college with the existing infrastructure, the majority (61.1 per cent) of the respondents rated positively; while 33.3 per cent of the respondents partially agreed to it. On the other hand, 5.6 per cent of the respondents do not feel that the college has adequate infrastructure to implement NEP effectively.

11. Would you recommend Mariani College to your friends/relatives?

36 responses



In response to the question regarding recommending the college to their friends and relatives, 94.4 per cent of the alumni responded "yes"; which indicates that the alumni are highly satisfied with the overall academic environment of the college.

GUARDIANS' FEEDBACK REPORT

FOR THE ACADEMIC SESSION:

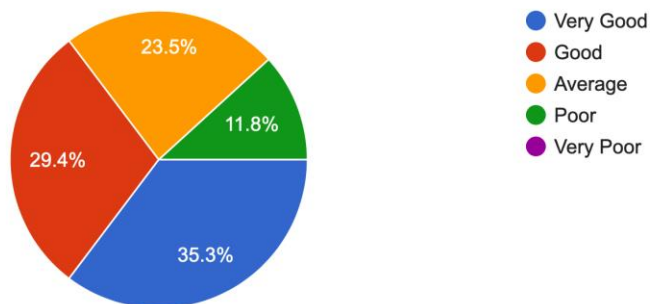
2022-2023

For the academic session 2022-23, the IQAC of the Mariani College has conducted an online survey with the Guardians. Only 18 responses have been received during the allotted period. The questionnaire contained 10 objective questions, the last being a subjective one, where the parents/guardian could write their opinions regarding the college. The question brought light to multifaceted issues observed by the parents regarding the academic environment, infrastructure, and other relevant issues for the overall growth of students. The college has taken their suggestions and is working towards addressing those issues and concerns.

1. Regularity of Classes:

1. Rate the regularity of the classes

17 responses

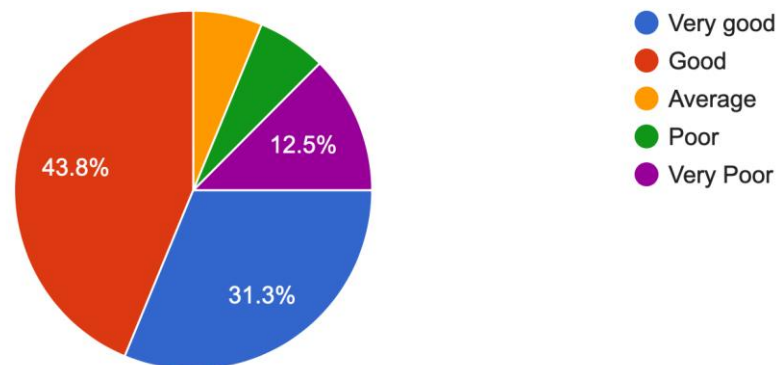


Regarding the regularity of the classes, the majority of the guardians (35.3 per cent) and (29.4 per cent) marked the questions as “very good” and “good” respectively. 23.5 per cent of the respondents were moderately satisfied with the regularity of classes; while 11.8 per cent were not at all satisfied.

2. Accessibility of the teachers:

2. How is your experience regarding Teacher's accessibility for your ward?

16 responses

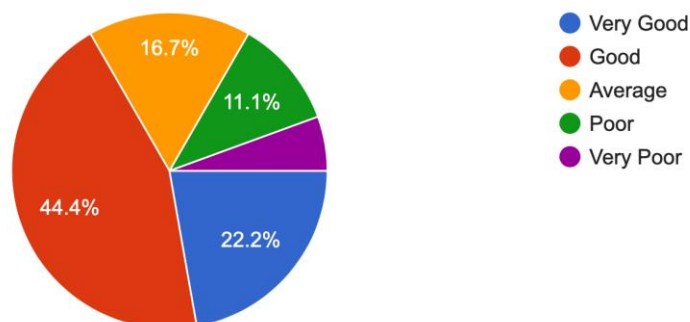


The Guardians felt that the teachers are quite approachable as the majority (43.8 per cent) marked it “good”, which is followed by 31.3 per cent of the respondents with ‘very good’. However, 12.5 per cent of respondents marked it as “very poor”, which is a matter of concern for the authority that needs to be resolved.

3. Academic Environment for Teaching-Learning:

3. Rate the academic environment for teaching-learning

18 responses

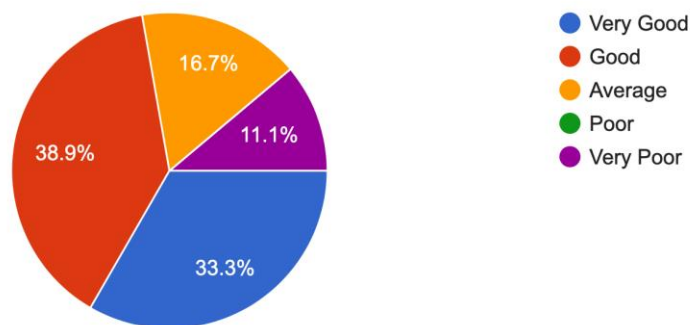


In response to the query regarding the academic environment for teaching and learning in the college, the majority (44.4 per cent) of the respondents marked it as “good”, followed by 22.2 per cent as “very good”, and 16.7 per cent as “average” respectively. Surprisingly, some of the guardians are not satisfied with the teaching-learning environment in the college since 11.1 per cent of the respondents marked it as “poor” and 5.6 per cent as “very poor” respectively.

4. Cooperation and Support from College Administration:

4. Rate the cooperation and support from college administration

18 responses

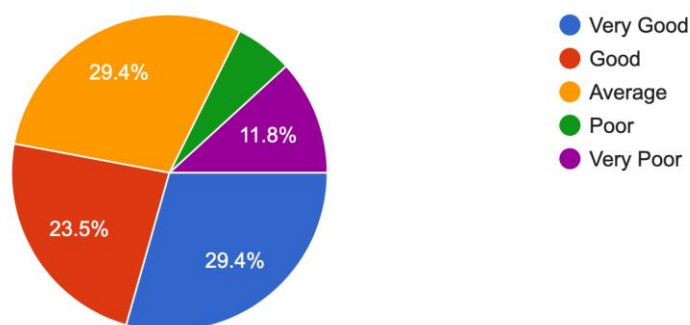


With regard to the cooperation and support from the college administration, 38.9 per cent of the guardians rated it as “good”, followed by 33.3 per cent as “good”, and 16.7 per cent as “average” respectively. However, 11.1 per cent of the respondents are highly unsatisfied with the cooperation and support provided by the college administration.

5. Communication between Parents and Teachers on Academic Matters:

5. Rate the communication between teachers and guardians on academic matters

17 responses

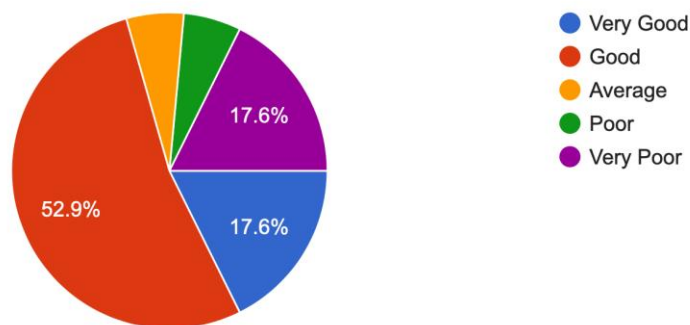


In response to the query regarding the communication between parents and teachers on academic matters, the majority of the respondents are either highly satisfied or partially satisfied, which together accounts for nearly 53 per cent of the respondents. However, 29.4 per cent of the respondents rated it as “moderate”; while 17.7 per cent are not satisfied in this regard.

6. Infrastructure Facilities:

6. Rate the infrastructure facilities of the college

17 responses

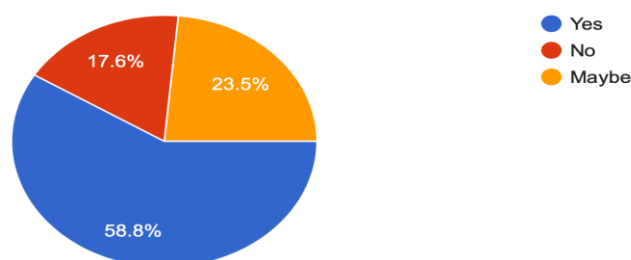


With regard to the infrastructure facilities of the college, 52.9 per cent of the respondents rated it as “good”, followed by 17.6 per cent as “very good” respectively. Unfortunately, 23.5 per cent of the guardians are not satisfied with the existing infrastructure, which is a matter of concern for the college authority.

7. Opportunities for Personal Growth and Development of the Students:

7. Do you think the institution provides opportunities for personal growth and development of your ward?

17 responses

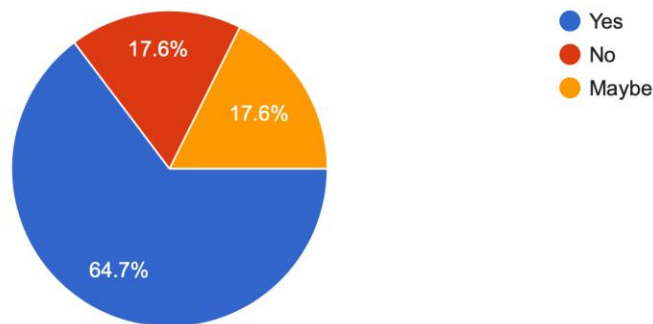


In response to the question regarding the opportunities provided by the institution for the personal growth and development of the students, the majority (58.8 per cent) of the parents responded positively. On the other hand, 23.5 per cent of the respondents are moderately satisfied; while the remaining 17.6 per cent are not satisfied in that regard.

8. Extra-curricular Activities in the College:

8. Are you satisfied with the extra curricular activities of the college

17 responses

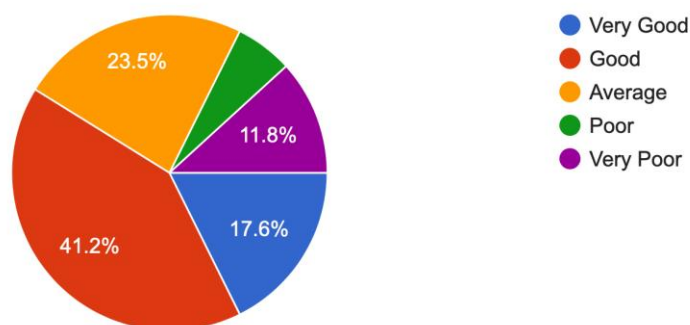


In response to the question regarding the extra-curricular activities offered by the college, the majority of the parents (64.7 per cent) responded positively. On the other hand, 17.6 per cent of the respondents are moderately satisfied; while the remaining 17.6 per cent are not satisfied with the existing facilities.

9. Relevance and Clarity Regarding the Objective of the Course:

9. Rate the objective of the course in terms of clarity and relevance

17 responses



In response to the query regarding the relevance and objective of the course, 41.2 per cent of the respondents rated it as “good”, followed by 23.5 per cent as “average”, and 17.6 per cent as “very good”. However, the remaining 17.7 per cent of the respondents are not satisfied with the objective of the course in terms of clarity and relevance.

10. Suggestions regarding the functioning of the college:

Some of the guardians have provided valuable suggestions regarding the function of the college, which include measures like improvement of the lab and ICT facilities, introduction of innovative technologies, improvement of the overall cleanliness of the campus etc.

Suggestions by the Feedback Committee:

1. The college should introduce more Add-on certificate courses every year.
2. The college needs to increase more books in the library to cope with the latest CBCS curriculum
3. The college should construct more ICT-enabled classrooms
4. The Girls' hostel should be renovated so that it could accommodate female students coming from distant areas.
5. Canteen facilities need to be improved
6. Sports facilities should be improved. An indoor stadium should be constructed in the institution
7. Internet facilities should be improved

Feedback Committee:

Chairperson: Dr Horen Goowala, Principal, Mariani College, Mariani, Jorhat, Assam

Convenor: Coordinator, IQAC

Administrative Vice Principal

Academic Vice Principal (Arts Stream)

Academic Vice Principal (Commerce Stream)

Academic Vice Principal (Science Stream)

Horen Goowala
02/01/23
(Dr Horen Goowala)

Principal

Mariani College

Mariani, Jorhat, Assam
Principal
Mariani College
Mariani

ACTION TAKEN REPORT ON FEEDBACK

FOR THE ACADEMIC SESSION: 2018-2023

Introduction

Mariani College is situated in the junction town of Mariani, established in the year 1966. The institution serves the people of the town, along with the neighbouring areas. The institution of higher education is a pioneer in catering to the community, helping to build a better space of living. The college was established by numerous distinguished educationists and citizens to meet the growing demand for higher education and pave the way for a brighter future for the future generations.

Mariani College is affiliated to Dibrugarh University. It has degree courses under 16 academic departments offering Core, Generic Elective, Skill Enhancement and Ability Enhancement Courses under the CBCS system. It has Higher Secondary courses and K.K. Handique State Open University Centre for distance education. In 2016-2022, IQAC of Mariani College has collected and analysed feedback from students, teachers, alumni, and employers. Based on the feedback report, IQAC placed a list of recommendations and action to be taken up by the college authority. The college authority has taken actions on these recommendations. This report highlights the recommendations placed before the authority and the respective action taken on this account.

The Feedback Analysis Committee of Mariani College designs and collects feedback from its stakeholders to monitor and evaluate its performance quality on curriculum and curriculum-related issues. The feedback forms were collected from students, teachers, employers, and alumni. The feedback targets following different content for different stakeholders.

- For students, it addressed curriculum and its learning-related issues in terms of quality of course, evaluation system, teachers' attribution and infrastructure.
- For teachers, the feedback addressed issues like the suitability of the course and its need base, outcomes of the curriculum, relationship with course content and corresponding reference material, availability of reference materials in terms of curriculum, evaluation methods, and curriculum delivery, infrastructure, etc.
- For employers, it addressed issues like general communication skills, developing solutions to real-life problems, working in a team, creative challenges, organisation skills, leadership qualities, punctuality, etc.

- For alumni, it aimed for responses on the adequateness of course curriculum, the sufficiency of syllabus content in the context of current professional standards, and curriculum design in the context of the development of self-directed learning and problem-solving approach.

1. Feedback from students

Feedback	Action Taken	Impact
Course-related feedback	<p>The college has taken necessary steps and actions to make it suitable for the newly introduced syllabus under NEP</p> <p>All the teachers were notified about the new curriculum under NEP and encouraged to attend workshops and seminars to acquaint themselves with the new syllabus</p>	Subsequent application by teachers was observed and efforts were effective
Evaluation-related feedback	<p>The college has taken necessary steps to conduct the internal assessment on time through different innovative evaluation systems.</p> <p>The mentor-mentee system was introduced to trace the progress of students and to offer remedial classes if needed.</p>	The teachers put efforts to evaluate the students on time so that they can track their progress to perform better in the end semester examinations

<p>Teachers' attribution-related feedback</p>	<p>The college encouraged the teachers to use creative and innovative pedagogy to engage the students. Teachers are encouraged to attend different faculty orientation and refresher courses to update themselves with the latest development in Teaching-Learning techniques</p>	<p>The teachers introduced ICT based teaching techniques. Many teachers participated in different workshops, orientations, and refresher courses to update themselves in the new teaching-learning techniques</p>
<p>Infrastructure-related feedback</p>	<p>The college renovated the existing classrooms, introduced digital classrooms, renovated the library reading room, introduced new study materials</p>	<p>Students are acquainted with digital learning methods. The availability of the reading room and new study materials has encouraged the students to visit the library.</p>
<p>Introduction of Add-on certificate courses</p>	<p>The college has introduced 16 add-on courses which have been approved by the University, and out of that, 8 add-on courses in the academic year, 2022-2023.</p>	<p>The introduction of add-on certificate courses have provided an opportunity for the students to acquire additional skills, which will be beneficial for their future professional career.</p>
<p>ICT enabled classrooms</p>	<p>The introduction of an ICT-based classroom has been one of the pertinent issues, and therefore the request for the up-gradation of the classrooms with advanced ICT facilities has already been processed by the concerned authority.</p>	<p>The introduction of ICT enabled classrooms will further enhance the overall learning experience of the students.</p>

Improvement of canteen facility	The canteen has limited staff, and hence, the authorities have decided to introduce more staff for the convenience of students very soon	The addition of new staffs will improve the overall quality of the college canteen
Improvement of sports facilities	The college has ensured that each student must have access to sports facilities. Thus, the college administration has been rigorously working on to improve the existing sports facilities in the college	The persistent efforts by the college authority to improve the sports facilities have brought optimism among the sports enthusiastic students

2. Feedback from Teachers

Feedback	Action Taken	Impact
Infrastructure-related feedback: Classrooms should be digitally equipped	The authority has addressed the problem and added a few digital classrooms	Students are acquainted with the new digital learning system
Teachers should have the freedom to adopt innovative techniques/strategies of teaching	Teachers were instructed by the college authorities to introduce innovative teaching process such as seminars, group discussions and so on	Teachers were encourage to adopt more creative teaching strategies

Improvement of canteen facility	The canteen has limited staff, and hence, the authorities have decided to introduce more staff for the convenience of teachers very soon	The addition of new staffs will improve the overall quality of the college canteen
Improvement of Internet facilities	The college has introduced Wi-Fi facilities in the library for the benefit of the students and teachers	The introduction of high speed wi-fi facility in the college library has helped the teachers and students to get access to the online reading materials such as journals, e-books and other online academic and research materials

3. Feedback from Employers

Feedback	Action Taken	Impact
Suggestion to promote work environment for teamwork	Teachers were given instruction by the college authority to ensure team events for a better work environment	Teachers encouraged students to work in a team and the positive results of working in a team are visible
Suggestion to enhance general communication skills	Teachers were instructed to ensure the enhancement of the communication skills of the students	Teachers incorporated presentations for the students to inculcate a sense of confidence in public speech and communication

4. Feedback from Alumni

Feedback	Action Taken	Impact
Infrastructure-related feedback	Based on the suggestion of the alumni, the college authorities have introduced digital classrooms, renovated the classrooms, and introduced new study materials in the library	Students are benefitted from the new digital classrooms
Course-related feedback	Based on the suggestion of the alumni the college authorities have introduced various add-on courses (skill-based) by the different departments	Many students have enrolled themselves in the courses
Hostel Facilities for girls students	Hostel provision for female students is already available inside the college campus. The college has provided all the requisite facilities in the hostel	The construction of girls' hostel inside the college premise has helped the girls students especially coming from the distant areas.